


Human PDGF-BB Protein

Cat #: PRP1958

Size: 5 µg/20 µg/100 µg/1 mg

Product Information

| | | | |
|---|---|------------|---|
| | Product Name: Human PDGF-BB Protein | | |
| REF | Catalog Number: PRP1958 | LOT | Lot Number: Refer to product label |
| | Purity: > 98 % as determined by SDS-PAGE | | |
|  | Storage: Store at -20°C | | Preparation method: <i>E.coli</i> |
| | Shipping: The product is shipped at ambient temperature. | | |

Background: Platelet derived growth factor (PDGF) is a potent mitogen and chemoattractant for mesenchymal and osteogenic cells and stimulates angiogenic molecules which play an essential role in bone regeneration. PDGF-BB is a member of PDGF family, which promotes cell proliferation, survival and migration, through binding to the tyrosine kinase PDGF receptor. PDGF-BB exerts beneficial effects on haemorrhagic shock, which are closely related to targeting CX43 to improve vascular reactivity and haemodynamics. PDGF-BB functions in corporal cavernosum smooth muscle cells (CCSMCs) via binding to PDGFR.

Sequence: Amino acid sequence derived from Human PDGF-BB (Ser82-Thr190) (P01127) was expressed.


Protein length: The recombinant Human PDGF-BB Protein consists of 109 amino acids and predicts a molecular mass of 12.3 kDa.

Endotoxin: <1 EU per µg of the protein by the LAL method.

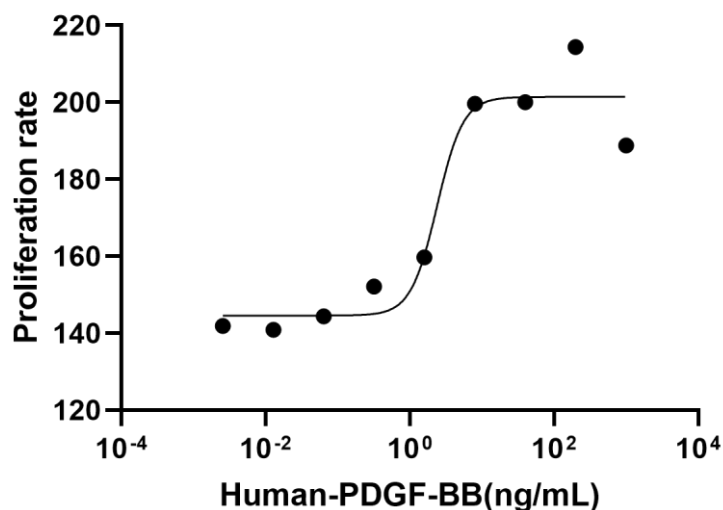
Formulation: Lyophilized from sterile PBS, pH7.4.

Storage Instructions: Lyophilized protein product should be stored desiccated below -20°C. Upon reconstitution, the protein should be stored at 4°C between 2-7 days and for future use below -20°C. For long term storage it is recommended to add a carrier protein (0.1% HSA or BSA). Please prevent freeze-thaw cycles.

Usage notes: Always centrifuge tubes before opening. It is recommended to reconstitute the lyophilized protein using the buffer we provided not less than 100 µg/ml, which can then be further diluted to other aqueous solutions.



Biological Activity: Measured in a cell proliferation assay using Balb/c 3T3. The ED₅₀ for this effect is typically 2.588 ng/mL. The specific activity of recombinant Human PDGF-BB is approximately $>3.86 \times 10^5$ IU/mg.



Note: The product listed herein is for research use only and is not intended for use in human or clinical diagnosis. Suggested applications of our products are not recommendations to use our products in violation of any patent or as a license. We cannot be responsible for patent infringements or other violations that may occur with the use of this product.